

BUILDBASE

*Featuring the Stunning New
Range of decorative mouldings*



EAVEMASTER

PVCu Fascia & Soffit System



EAVESMASTER



The superb finish sets
Eavemaster apart from all
similar systems

Precision-made to exacting specifications, Eavemaster will last a lifetime with low maintenance.

Unlike timber fascias and trims, it will not crack, rot, flake, peel, discolour or warp.

EAVEMASTER FASCIA

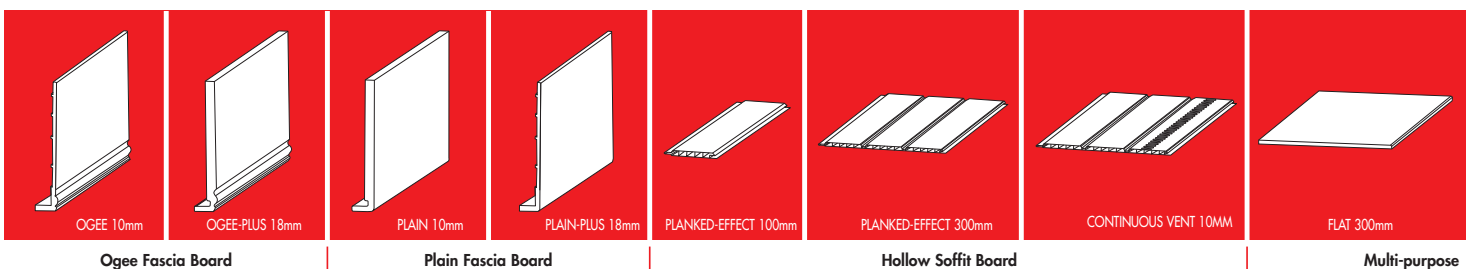
A combination of classic styling and superior finish combine to give Eavemaster its highly distinctive appearance and will complement any building as well as adding to the structural integrity of the eaves when fixed in accordance with the recommended installation techniques.

Eavemaster Fascia is available in two design styles - 'Ogee' and 'Plain', each available in white, brown or black. Two board thicknesses - 10mm and 18mm - are produced to suit all types of application. 10mm boards are internally ribbed to provide additional strength and support.

Manufactured from foamed PVC with a rigid PVCu outer skin, Eavemaster is easy to handle, cut and fix whilst being very robust and durable. Generous cover is provided by the fascia return leg - making installation easier with a neat attractive finish.

Eavemaster Fascia is available in a wide choice of widths - 150mm, 175mm, 200mm, 225mm, 250mm, 300mm, 350mm & a 405mm double-edged board.

All Eavemaster trims and accessories are colour-matched to the main profiles. They are designed to complement and provide a cost-effective finishing touch.



Ogee Fascia Board

Plain Fascia Board

Hollow Soffit Board

Multi-purpose



EAVEMASTER SOFFIT & CLADDING

Two styles of soffit provide a choice of finish to match the fascia. By combining them with either 'Ogee' or 'Plain' fascia, a variety of options can be achieved which are sympathetic to all building types.

The hollow - section 'planked - effect' board provides a classic soffit, and is also suitable for use as a cladding profile. It is easily fixed horizontally, vertically or diagonally and is available in two widths - 100mm & 300mm. Its tongue and groove profile reduces installation time without compromising the finished effect.

The 'flat' soffit finish can be achieved by use of the multi-purpose flat board with its smooth, more modern finish and is available in widths ranging from 100mm to 405mm.

Both soffit boards are available in white, brown or black and are complemented by a full range of trims and joints, completing a system that will remain pleasant to the eye.

EAVEMASTER TRIMS & ACCESSORIES

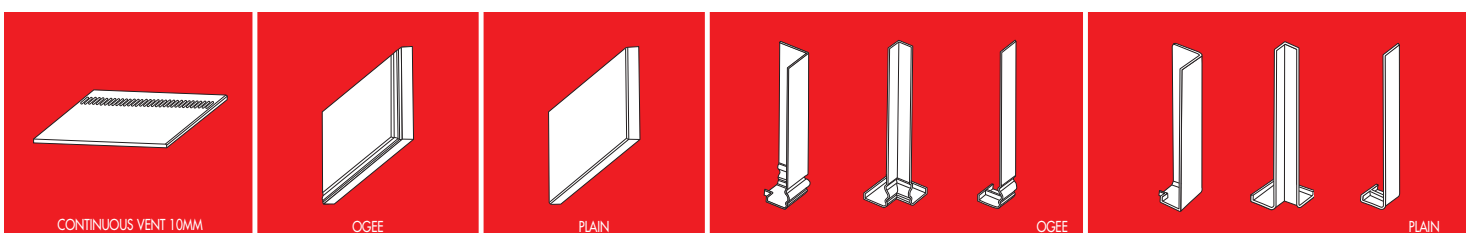
- **Eavemaster Gable Boxes** reduce installation time and limit the need for joints. Pre-formed to suit the right-hand or left-hand of the roof, they come in two standard sizes - 450mm x 350mm and 600mm x 350mm - providing a superb finish where the bargeboards and fascias intersect. Non-standard sizes are available to order.

- **Angles and Joints** are moulded to the same profile as the fascias. Each fitting is 300mm long and is internally marked with dimensions for ease of use. Each Angle or Joint will fit both board thicknesses eliminating the need for duplication of components.

External Angles are 60mm wide providing generous cover and ensuring a neat finish.

Internal Angles reduce installation headaches as they remove the need for mitred joints - a particular problem when using other 'Ogee' systems.

- **The Eavemaster Finial** is both functional and decorative - adding a distinctive touch at the apex of the roof. A choice of **Soffit Ventilators**, with or without 'fly mesh' provide compliance with current Building Regulations.



Soffit Board

Gable Boxes

External Angle

Internal Angle

Joiner

External Angle

Internal Angle

Joiner

New

...for added distinction

EAVEMASTER DECORATIVE MOULDINGS

The new decorative mouldings will complement the existing Eavemaster System by adding a distinctive, individual look to new developments or replacement fascias.

In a choice of three colours, the two styles - the dramatically scalloped 'Gothic' and the classic 'Ellipse' - are interchangeable and allow you to create a wide range of designs.

TWO DESIGNS THAT WORK TOGETHER

(AND CUTOUTS ADD AN EXTRA DIMENSION)

The Gothic design can be ordered intact or with triangular cutout sections. You can even specify alternate solid and cutout shapes if required.



The Ellipse design offers you the choice of a central oval cutout, of two triangular side cutouts, or all three cutouts or none at all.



And you can alternate panels of Gothic and Ellipse to create even more distinctive bargeboard designs.



- Quick fit interlocking system
- Mouldings fix directly on to Eavemaster plain & ogee fascias
- Available in white, brown & black (to complement standard Eavemaster colours)
- Will not rot, warp or discolour



ELLIPSE CLOSED



ELLIPSE OPEN



GOTHIC CLOSED



GOTHIC OPEN



GOTHIC / ELLIPSE CLOSED



GOTHIC / ELLIPSE OPEN




EAVEMASTER
PVCu Fascia & Soffit System



I.S. EN ISO 9002


BRITISH BOARD OF AGREEMENT
CERTIFICATE No 02/3876

Surefit

REGENCY

HIGH CAPACITY WITH STYLE



Integral, pivoted clips allow fast, simple, 'snap-lock' assembly and disassembly of gutter

Slotted fixing wings allow easy, fast fixing, whether using hand or power tools

Integral, recessed, pre-lubricated seal is robust and watertight

Hunter Regency, with its distinctive curved, stepped profile is widely accepted as the most aesthetically pleasing gutter profile available today. It blends well on any domestic dwelling and with its high capacity performance is ideal for all modern, period and architecturally designed properties.



Available in White, Black and Van Dyke Brown



Outlets with 'Delta' flow diverters deflect flowing rainwater straight into the downpipe, whilst direct-to-fascia fixing prevents offsets from coming adrift.

HUNTER

RAINWATER

PLUMBING

UNDERGROUND

complete drainage solutions

AVAILABLE AT BUILDBASE

HUNTER REGENCY